



Rhyming Words

November Learn At-Home

Ms. Courtney, Ms. Michele, & Ms. Bailey

Learning to recognize and use rhyming words is an important pre-literacy skill. An easy way to describe it to children is to say that rhyming words have a different beginning sound but the same ending sound. Preschoolers need to hear rhyming words repeatedly to identify them easily. The first part of this activity is to sing the two songs with your child and point out the words that rhyme. Next, please have your child cut the rhyming word cards apart and spread them out on a table or on the floor in random order. Then, help your child find the matching sets. Please remember that this game may need to be played many times before your child is able to match the sets independently. The more the children practice, the easier it will get!

Did your child enjoy singing the rhyming songs? Yes or No (please circle one)

Was your child able to find the rhyming word matches? Yes or No (please circle one)

Please complete this form and send it back to school.

Child's name _____

Name of adult who helped (print) _____

Adult signature _____

Date _____

Amount of time spent on this project 30min, 45min, 1hr, 1.5hr, 2hr (please circle one).

Verified by staff _____

Date verified _____

Strands: 8.1 Language Manipulation

12.4 Manipulation

I'm a Little Pumpkin

TO THE TUNE OF "I'M A LITTLE TEAPOT"

I'm a little pumpkin,
Orange and round.

I grow on a vine,
Sitting on the ground.

When I'm ripe and ready,
Pick me out.

You'll have some fun.
There is no doubt!



Funny Bird


POEM

Make your arms like wings and strut
around the circle like a turkey.


The turkey is a funny bird.
Its head goes wobble, wobble.
But all it says is just one word:
“Gobble, Gobble, Gobble!”




sun



bun




star



car



egg



leg



jam



yam




van



fan



box



fox




bee



tree



fly



tie

