




May Learn At-Home

Miss Shannon & Miss Mary



Our Learn At-Home for this month will focus on cutting and patterning. This activity will help the children work on fine motor skills, math skills, and cognitive thinking. Please have your child cut out the pictures first. Then, glue them on, to continue making an AB or ABC pattern. For example: AB pattern: red, blue, red, blue; ABC pattern: red, blue, yellow, red, blue, yellow.

Child's name _____

Name of adult who helped (print) _____

Adult signature _____

Date _____

Amount of time spent on this project 30min, 45min, 1hr, 1hr 30 min (please circle one).


Verified by staff _____ Date Verified _____

Strands:


2.2 Algebraic Thinking

7.1 Speaking

12.4 Manipulation



Patterning
AB



Patterning
ABC

