


Nature Hunt Learn At-Home

Miss Lynel & Miss Becky

Plan a day with your child to go outside and explore nature. Try to find specific items by using the list provided. Whether you go to the park, your backyard, or a grandparent's house, take a nature walk to create moments of learning and communication between you and your child. This can be an opportunity to practice counting (bugs, rocks, trees, etc.), writing skills using sticks and dirt or sand, gross motor movements, identifying shapes of different items, and both investigating and observing. When done, ask your child how it made them feel to spend this time with you. How did it make you feel as a caregiver? Reflect on any moments that stood out to you.



Where did you and your child go for the Nature Hunt? _____

Have your child count the items they found. Did your child need help counting how many items were found? (circle) Yes No

How many items did your child count? _____

Did your child recognize any of the following shapes? (circle the shapes they named)

Square *Circle* *Diamond* *Oval* *Star* *Triangle* *Rectangle* *Heart*

Child's name _____

Time spent: 15 min 30 min 1 hour

Adult who helped (Printed) _____

Adult signature _____ Date _____

Staff verification _____ Date verified _____

Early Learning Strands:

- 1.1) Functional Counting
- 3.1) Identifying and Recognizing Shapes
- 4.1) Observation and reporting

Nature Hunt

What can you find?




dirt



leaf



flower



spider



butterfly




mushroom



worm



bird



ant



bee



squirrel



sprout



tree



cloud



grass