



September Learn At-Home Activity

Miss and Miss



Our Learn At-Home Activity for this month will focus on cutting and patterning. This activity will help the children work on fine motor skills, math skills, and cognitive thinking. Please have your child cut out the pictures first. Then, glue them on the chart to continue making an AB or ABC pattern. For example: AB pattern- red, blue, red, blue; ABC pattern- red, blue, yellow, red, blue, yellow.

Child's name _____

Name of adult who helped (print) _____

Adult signature _____

Date _____



Time spent (circle one) 30 min. 1 hr. 1.5 hrs. 2 hrs.

ELS Strands:




2.2 Algebraic Thinking

12.4 Manipulation

Patterning
AB

							
--	---	--	--	--	--	--	--

Patterning
ABC

							
--	---	---	--	--	--	--	--

