



## Miss Peggy and Miss Morgan's May Learn At-Home Activity



Our Learn At-Home Activity for this month will focus on cutting and patterning. This activity will help the children work on fine motor skills, math skills, and cognitive thinking. Please have your child cut out the pictures first. Then, glue them on the chart to continue making an AB or ABC pattern. For example: AB pattern- red, blue, red, blue; ABC pattern- red, blue, yellow, red, blue, yellow.

Child's name \_\_\_\_\_

Name of adult who helped (print) \_\_\_\_\_

Adult signature \_\_\_\_\_

Date \_\_\_\_\_

Amount of time spent on this project 30min, 45min, 1hr, 1hr 30 min (please circle one).

Verified by staff \_\_\_\_\_ Date Verified \_\_\_\_\_

Strands:

2.2 Algebraic Thinking



7.1 Speaking

12.4 Manipulation



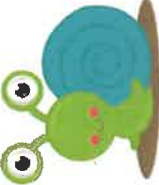
5.2 Regulation of Emotions and Behavior



Patterning  
AB

									
---	---	--	--	--	--	--	--	--	--

Patterning  
ABC

									
--	--	--	--	--	--	--	--	--	--

