

**January Learn At-Home Letter Recognition Activity**  
**Miss Lynel and Miss Cheryl**

This activity is to help your child learn to recognize alphabet letters. Cut the letters apart and mix them up. Have your child name the letters that are on each one if he/she can. If not, ask your child to find different letters that you name and see which ones he/she can recognize. Help your child play a matching game with the snowflake and penguin cards, matching the upper and lower case letters. You can also ask your child what sound the letters make. Have fun and don't stress if he/she doesn't know all of them. The more you play, the more your child will learn!

\* What letters was your child able to name? \_\_\_\_\_

\* What letters was your child able to recognize? \_\_\_\_\_

\* Was your child able to match upper and lower case letters? \_\_\_\_\_

\* What letter sounds was your child able to tell you? \_\_\_\_\_

Child's name \_\_\_\_\_

Name of adult who helped (print) \_\_\_\_\_

Adult signature \_\_\_\_\_

Date \_\_\_\_\_


Time spent (circle one) 30 min. 1 hr. 1.5 hrs. 2 hrs.



























Verified by staff \_\_\_\_\_ Date verified \_\_\_\_\_

ELS Strands

9.1 Alphabetic Awareness

9.2 Print Knowledge



	 b	 c	 d	 e
 f		 h	 i	 j
 k	 l	 m	 n	 o
 p	 q	 r	 s	 t
 u	 v	 w	 x	 y
 z	